











LEGEND:

-  07 MTs HIGH MOVABLE PARTITION
-  FIRE HOSE REEL (HR)
-  ELECTRICAL MAIN DISTRIBUTION BOX (MDB)
-  EMERGENCY EXIT
-  COLUMNS 1.5M X 1.5M
-  STALL PARTITION/CLOSED SIDE (SOLID RED)
-  STALL FASCIA/OPEN SIDE (DOTTED MAGENTA)
-  TOILET FACILITIES
-  STALL AREA IN MULTIPLES OF 2
-  BARE STALLS

